



Robust valve position monitor with good recognizable dome indicator and various switches and feedback options

Features

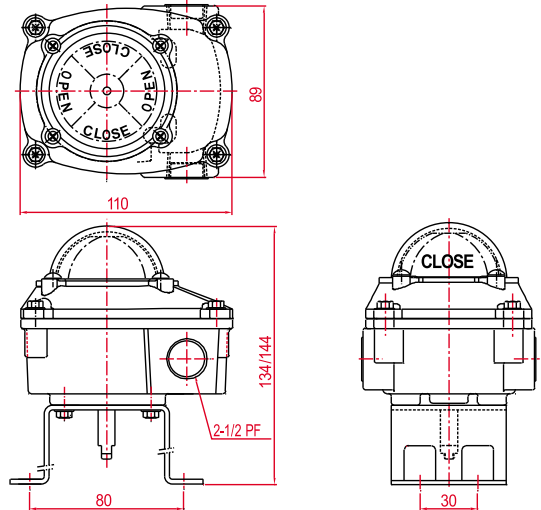
- ▶ Rugged aluminum die-cast housing
- ▶ NAMUR mounting
- ▶ Optional stainless steel housing (only for LSB-500)

Specifications

LSB-100

	Standard	Options
Enclosure	Weather proof IP67, O-ring sealed	IP 68
Outside coating	Epoxy-Polyester against corrosion	Nylon coating
Ambient temperature	-20°C – +80°C	Higher (~ +100°C) and lower (-40°C ~) temperature
Electrical connections	2 - PF1/2"	NPT1/2", M20x1.5, PG13.5
Terminal block	8 terminal strips (6 for switches, 2 for solenoid valve power)	
Position indicator	Dome type 0°-90°	3 way L-port, T-port
Mounting bracket	Stainless steel acc. to VDI/VDE3845, NAMUR type SS1 or SS2	SS3, MT1
Switches (sensors)	2-SPDT mechanical switch(Form C)	Proximity sensors (P & F, Autonics), Magnetic sensors
Body / Cover material	Aluminum die-cast	

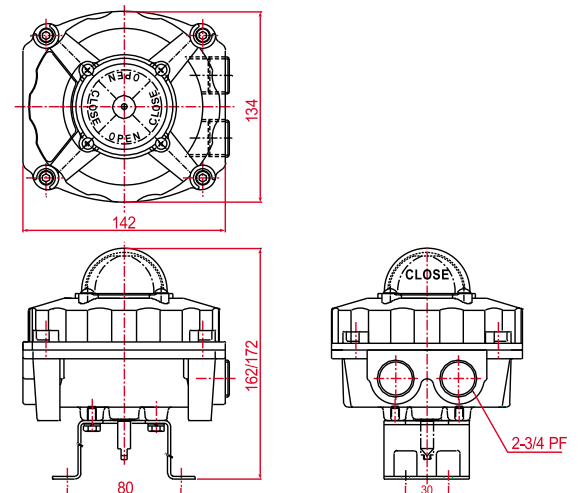
Dimensions



LSB-100

LSB-300 & LSB-500

	Standard	Options
Enclosure	Explosion proof Ex d IIC T6, IP67, O-ring sealed	IP 68
Outside coating	Epoxy-Polyester outside against corrosion	Nylon coating
Ambient temperature	-20°C – +80°C	Higher (~ 100°C) and lower (-40°C ~) temperature
Cable entries	2 - PF3/4"	NPT3/4", M25x1.5, M20 x 1.5
Terminal block	8 terminal strips (6 for switches, 2 for solenoid valve power)	
Position indicator	Dome type 0°-90°	3 way L-port, T-port
Mounting bracket	Stainless steel acc. to VDI/VDE3845 NAMUR type SS1 or SS2	SS3, MT1
Switches (sensors)	2-SPDT mechanical switch(Form C)	DPDT Switches Proximity sensors (P & F, Autonics) Magnetic sensors Position transmitter (output 0-1Kohm, 4-20mA DC)
Body / Cover material	Aluminum die-cast (LSB-300)	Stainless steel 316L (LSB-500)



LSB-300 & LSB-500

How to Order

LSB

Explosion proof class

Switch Type

Switch / Feedback Option

Electrical Connections

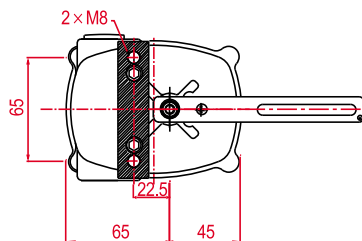
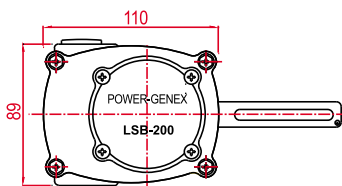
Indicator Option

Mounting Bracket

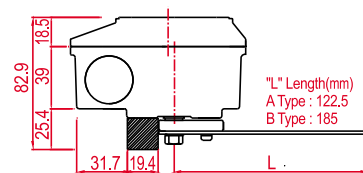
Description	Code
Explosion proof class:	1 : Weatherproof 2 : Linear type weatherproof 3 : Flameproof (Exd IIC T6)
Switch Type:	0 : Mechanical switches 1 : Proximity sensors
Switch / Feedback Option: - Mechanical switches and feedback	0 : 2 x SPDT 1 : 3 x SPDT 2 : 4 x SPDT 3 : 2 x SPST 4 : 2 x DPDT 5 : 2 x SPDT + 0-1kohm output 6 : 2 x SPDT + 4-20 mA output 7 : 2 x OMRON SPDT VX-012-1A3 gold-plated
- Proximity sensors	0 : AUTONICS PS17-5DNU 1 : P&F NJ2-V3-N 2 : P&F NJ4-12GK-SN 3 : P&F NBB2-V3-E2

Description	Code
Electrical Connections: - LSB-100 & 200	A : PF 1/2 (standard) B : NPT 1/2 C : M20 x 1.5 D : PG13.5
- LSB-300 & 500	E : PF 3/4 (standard) F : NPT 3/4 G : M25 x 1.5 C : M20 x 1.5
Indicator Option: (not available with LSB-200)	N : 2-way (standard) L : 3-way L-port T : 3-way T-port
Mounting Bracket: (not available with LSB-200)	0 : None 1 : 80x30x20 2 : 80x30x30 3 : 130x30x30 4 : Multi-size bracket

Dimensions (LSB-200)

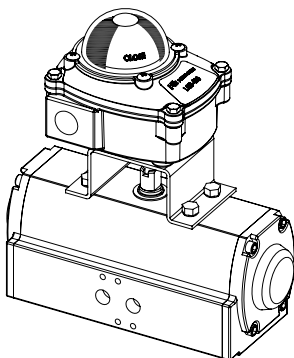


<BOTTOM VIEW>

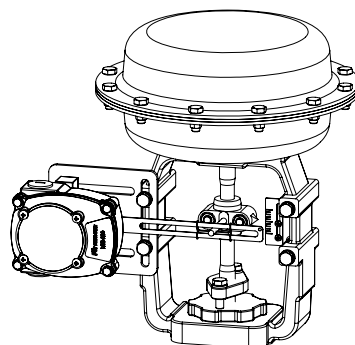


"L" Length(mm)
A Type : 122.5
B Type : 185

Mounting



LSB-100



LSB-200